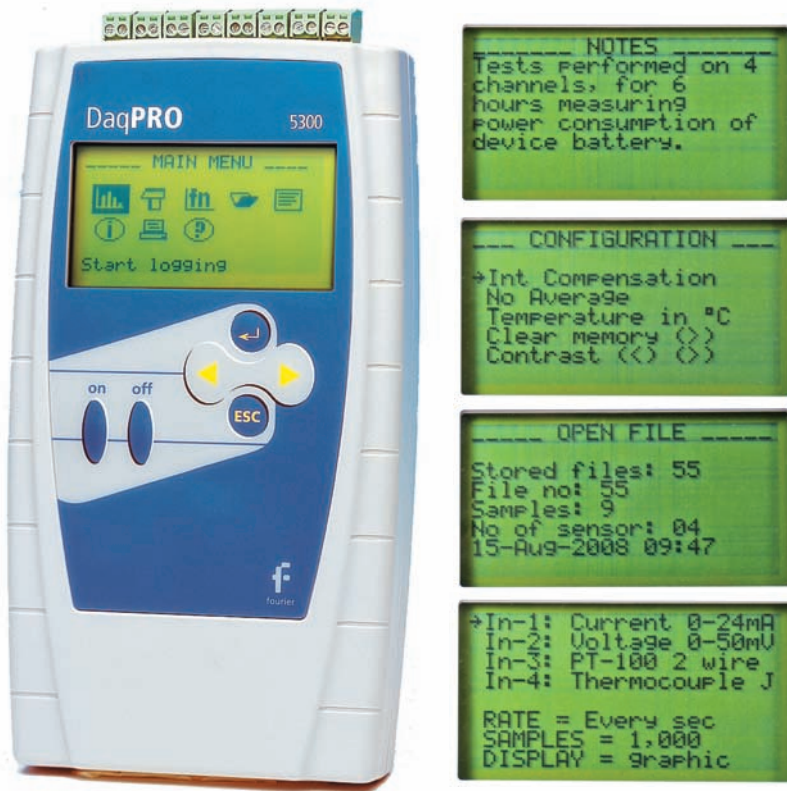




Full setup, data display and analysis on the DaqPRO LCD screen

The DaqPRO is a portable, battery operated data acquisition and logging system offering 16-bit, high-resolution, 8 channel data logging. The DaqPRO features powerful graphical display and analysis functions for measuring voltage, current and temperature. It is designed to provide a professional, compact, standalone low cost data logging system for a wide variety of applications.



www.fourtec.com

- High-end data acquisition hand-held mobile solution
- 8 channels each capable of measuring seven popular parameters
- Setup on every port makes it viable for all industries
- Stand-alone: Display & keyboard for field programming/analysis (graphs/table)
- Rechargeable 7.2 V battery with over 500 charging cycles
- High sampling rate – up to 4,000 samples/second
- Large data storage 512 KB RAM
- Communication with PC via USB
- Multiple logging storage of up to 100 sampling sessions
- Built-in clock and calendar keeps track of time and date for each data recording
- On screen text editing to annotate collected data
- Value for money

INNOVATIVE MONITORING SOLUTIONS

DaqPRO Solution

ALL IN ONE SOLUTION FOR DATA LOGGING AND ANALYSIS



FACTORIES
Monitoring product quality throughout the entire manufacturing cycle



TESTING STANDARDS
Ensuring quality control and compliance with safety standards



RESEARCH & DEV.
Academic and industrial laboratory research measuring multiple parameters



MILITARY
Storage, equipment maintenance, machinery and production testing



AUTOMOTIVE
Compatibility tests, electronics, control panels and engine operating temperatures



fourtec
FOURIER TECHNOLOGIES

DaqPRO

SPECIFICATIONS

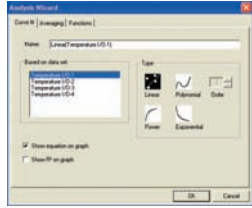
Length and Temperature specifications are provided in Metric and Celsius units

DaqLab Software

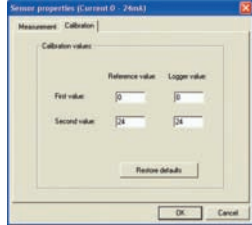
Together with the comprehensive data analysis software, the DaqPRO is the perfect choice for remote data acquisition and monitoring whether off-site or inside any industrial environment

Analysis wizard

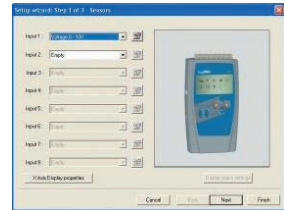
Scientific functions statistics



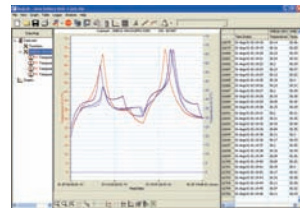
Sensor calibration



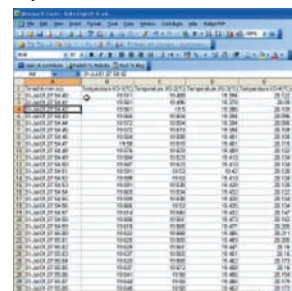
Online logger setup



Online graph & table view



Export to Excel



Inputs (DaqPRO 5300)

Selectable type for each input: 0 to 24 mA, 0 to 50 mV, 0 to 10 V, NTC, PT-100, Thermocouple, Pulse and Frequency (Input 1 only)

0 to 24 mA

- Range: 0 to 24 mA
- Resolution: 4.76 μ A
- Accuracy: ± 0.5 %
- Loop impedance: 21 Ω

0 to 50 mV

- Range: 0 to 50 mV
- Resolution: 3 μ V
- Accuracy: ± 0.5 %

0 to 10 V

- Range: 0 to 10 V
- Resolution: 200 μ V
- Accuracy: ± 0.5 %
- Input impedance: 125 K Ω

Temperature NTC

- NTC: 10/100 K Ω resistor
- Range: -25 to 150 $^{\circ}$ C
- Resolution: 0.05 $^{\circ}$ C
- Accuracy: ± 0.5 %

Temperature PT-100

- Range: -200 to 400 $^{\circ}$ C
- Resolution: 0.1 $^{\circ}$ C (7 m Ω)
- Accuracy: -200 to -50 ± 0.5 %
50 to 400 ± 0.5 %
-50 to 50 ± 0.5 %

The DaqPRO offers up to 8 PT-100 2 wire channels or 4 PT-100 3 wire channels

Temperature Thermocouple J

- Range: -200 to 1200 $^{\circ}$ C
- Resolution: 0.1 $^{\circ}$ C (1 μ V)
- Accuracy: -200 to -50 ± 0.5 %
50 to 1,200 ± 0.5 %
-50 to 50 ± 0.5 %
- Cold junction compensation error: ± 0.3 $^{\circ}$ C

Temperature Thermocouple K

- Range: -250 to 1,200 $^{\circ}$ C
- Resolution: 0.1 $^{\circ}$ C (1 μ V)
- Accuracy: -250 to -50 ± 0.5 %
50 to 1,200 ± 0.5 %
-50 to 50 ± 0.5 %
- Cold junction compensation error: ± 0.3 $^{\circ}$ C

Temperature Thermocouple T

- Range: -200 to 400 $^{\circ}$ C
- Resolution: 0.1 $^{\circ}$ C (1 μ V)
- Accuracy: -200 to -50 ± 0.5 %
50 to 400 ± 0.5 %
-50 to 50 ± 0.5 %
- Cold junction compensation error: ± 0.3 $^{\circ}$ C

Internal Temperature

- Range: -25 to 70 $^{\circ}$ C
- Resolution: 0.1 $^{\circ}$ C (1 μ V)
- Accuracy: ± 0.5 %

Pulse Counter (Input 1 only)

- Optocoupler input
- Range: 0 to 65,000
- Input signal: 0 to 5 V
- Input impedance: 470 Ω
- Bandwidth: 0 to 25 Hz

Frequency Meter (Input 1 only)

- Optocoupler input
- Range: 20 to 4,000 Hz
- Input signal: 0 to 5 V
- Input impedance: 470 Ω

General A to D Specifications

- Noise: 30 μ V rms
- Internal linearity error: ± 0.08 % of FSR
- Offset error: 0.1 %

Open Collector Output (Output 8)

- Maximum current sink: 50 mA (fuse protected)
- Maximum input voltage: 5 V
- Input impedance: 50 Ω

Communication

- USB 1.1 compliant

Sampling

- Capacity: 512 KB
- Analog sampling rate: Variable, 1 sample/hour to 4,000 samples/sec, 1 channel
- Analog sampling resolution: 16-bit
- Channel separation: 80 dB

Man Machine Interface

- Full keyboard operation - enables manual programming of the logger
- Graphic LCD 64 x 128 pixels

Power Supply

- Internal rechargeable 7.2V NiMH battery
- Built-in battery charger
- External 9 to 12 V DC input
- Battery life: 25 hours between charges

Operating Temperature Range

- 0 to 50 $^{\circ}$ C

Casing

- Plastic ABS box
- Dimensions: 182 x 100 x 28 mm
- Weight: 450 gr

Standards Compliance

- CE, FCC

DaqLAB Analysis Software

- Windows OS: 2000 SP3/2003/XP SP2/Vista/7 32-bit
- Fast data download from the DaqPRO
- Data displayed in numeric or graphical display forms
- Graphical analysis tools such as Zoom and Cursors
- Storage of selected data on disk files
- Hard copy printing of the collected data
- Direct data export to EXCEL
- On-line retrieval and display of data in real-time
- Incorporating data processing functions
- Setting up the DaqPRO
- Calibrating the DaqPRO
- Defining new sensors

Accessories

- Carrying case
- Solar cell and battery for field data logging
- Weather box complying with the IP-67 standard for protecting the DaqPRO while working in field applications

Ordering Information

P/N	Description
DB5301	DaqPRO data logger, carrying case, AC/DC adapter, DaqLab analysis software CD (including user guide), communication cable, calibration certificate
11460A	Weather box

www.fourtec.com // info@fourtec.com

© 2011 fourtec - Fourier Technologies Ltd. All rights reserved. fourtec - Fourier Technologies Ltd. logos and all other fourtec product or service names are registered trademarks or trademarks of fourtec - Fourier Technologies Ltd. All other registered trademarks or trademarks belong to their respective companies. P/N BK179, Rev 8.11